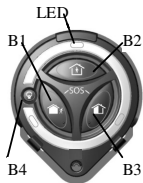


Keyfob TCC800M, TCC8M

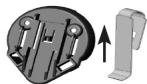
This keyfob can be used with all Domonial panels from version 1 onwards, radio modules CO79, CO79-2 and 5882EUHS supporting the Alpha protocol and on older panels that support the V2 protocol (HF keyfob models). In the latter case, the TCC keyfob simulates a TC805HF keyfob.

Battery Specification

It is recommended that only the following 3V battery is used: CR2032 by Panasonic or GP.



- Button 1: Arm Total Set
- Button 2: Disarm
- Button 3: Arm Partial Set
- Button 4: System Status
- SOS: Buttons 1 and 3 send an immediate alert when depressed simultaneously for 2 seconds.



TCC Base and Belt Hook

To fix the TCC to a wall, unclip it from its base and screw the base to the wall, using the two screw holes (screws not supplied).

To fix it to a belt, slide the belt hook upwards into the slot provided in the base of the TCC.

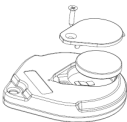
Registration and Configuration

1. First, set the panel to registration mode.

2. To register the TCC keyfob, press buttons 1 and 3. To register the keyfob with a different panel, remove and replace the battery before registering as usual. Configuration is performed with a programming tool. Total, Annex or Total + Annex.

Changing the Battery / Protocol

1. To change the battery, remove the TCC keyfob from its base and unscrew the battery compartment with a screwdriver.



2. The default protocol is Alpha, but depending on the control panel version, you may need to change this to V2.

3. To change to V2: While inserting the new battery, press the Disarm and Part Arm buttons.

4. To change to Alpha: While inserting the battery, press the Total Arm and Disarm buttons.

The LED related to buttons B1 and B2 pushed will light for 3 seconds then after they will light off and if

Alpha: LED of B1 and B2 flash for 8s

V2: LED of B1 and B2 flash for 3s.

The new protocol is retained in memory, and is not affected by the user changing the battery.

Identification Rings

You can choose some coloured rings to help you identify your keyfob.

Recommendations

Risk of fire, explosion and burns if the battery is not replaced correctly. Dispose of used batteries according to the manufacturer's instructions and in compliance with local laws and regulations. In Switzerland, annex 2.15 of SR 814.81 is applicable to used batteries in this product.

Characteristics

- **Dimensions:** 56mm x 49mm x12mm
- **Weight:**
Without packaging: 25g
With packaging: 34g
- **Batteries:** 3V CR2032
- **Battery life (in years):**
Alpha: 1.6
V2: 2.7
- **Temperature:**
Operation: -10 °C to +55 °C
Storage: -20 °C to +70 °C
- **Humidity:**
Operation and storage: 5% to 95%
(without condensation)
- **Radio:**
Range (open field): 500 m
Frequency: 868 MHz
- **Consumption:**
Sleep mode: 2µA
Active mode: 30mA

NF&A2P 2 shields

IP32-IK04

NF324, H58

Tested and certified according to the EN 50131-1 and EN 50131-3 standards, grade 2, environmental category II.

Certifying bodies: www.cnpp.com and www.marque-nf.com



800-04308UV-B



Honeywell Security Group - 1198 Avenue du Docteur Maurice Donat BP 1219 06254 Mougins Cedex:

Tel: +33 (0) 4 92 94 29 50 Fax: +33 (0) 4 92 94 29 60 © Honeywell International Inc.

Certification: To obtain applicable CE compliance Declaration of Conformity, please refer to our web site:

www.honeywell.com/security/emea/hscdownload